



# Curriculum Parent Overview: Reception

Self Worth

Engagement

Purpose

## Summer 1

### Reception- Amazing Animals

**Driving question: How do animals grow and change over time?**

**In this topic, we are learning to:**

Understand how creatures grow and change over time.

**Key questions:**

What's in the egg? Why are eggs warm? What can we observe? What is an egg? What is the life cycle of a duckling? How can we care for the ducklings? What rules should we follow? What farm animals do we know of? What wild animals in the UK do we know of? How are these different from farm animals? What pets can we keep? How do we care for them? What different types of animals live around the world? How are they suited to their environment? Can the children understand camouflage? What do the terms nocturnal and diurnal mean? Using our learning from this term, can we create a care package for looking after ducklings?

**What can you do at home to help?**

**Choose one (or more!) of the three homework tasks to support your child's learning within this topic (this will be sent home separately).**

**Model using the key vocabulary (please see below) at home too!**

**Continue practising tricky words at home - these have been sent home with your child.**

**Discuss your child's learning using posts on Toddle to support this.**

**Key Text Vocabulary**

hatch	egg	duckling	duck	creature
incubator	brooder	coop	wild	change
farm	pet	care	mother	nest



# Curriculum Parent Overview: Reception

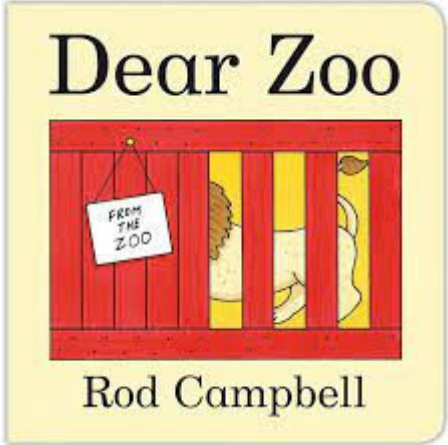



Self Worth

Engagement

Purpose

Summer 1

## Key Texts:

<b>Dear Zoo</b>	<b>Look What I Found In The Woods</b>
	
<b>Puppy Talk</b>	<b>Animal Homes</b>
	
<b>Communication and Language</b>	<b>Personal, Social and Emotional</b>
<p><b>We will learn to:</b></p> <ul style="list-style-type: none"> <li>Articulate ideas and thoughts in well-formed sentences; the children will be able to talk about their observations of different animals and apply their new vocabulary to discussion during classroom activities</li> <li>Verbalise the different parts of an egg as well as the different stages of a duckling's life cycle</li> </ul>	<p><b>We will be learning to:</b></p> <ul style="list-style-type: none"> <li>Explain the reasons for rules, specifically whilst caring for ducklings</li> <li>Manage own hygiene by washing hands after handling the ducklings</li> <li>Show an understanding of the feelings of other living creatures</li> </ul>
<b>Understanding the World</b>	<b>Expressive Arts and Design</b>
<p><b>We will be learning to:</b></p> <ul style="list-style-type: none"> <li>Describe what we see, hear and feel whilst outside</li> <li>Explore the natural world around us, making observations and drawing pictures of animals</li> <li>Notice changes from the past to the present</li> </ul>	<p><b>We will be learning to:</b></p> <ul style="list-style-type: none"> <li>Safely use a variety of materials, tools and techniques, experimenting with colour, design, texture, form and function to explore animal patterns and print studying the work of various artists</li> <li>Share our creations, explaining the process they have used.</li> </ul>
<b>Physical Development</b>	<b>Literacy</b>
<p><b>We will be learning to:</b></p> <ul style="list-style-type: none"> <li>Begin to show accuracy and care when drawing the ducklings</li> <li>Continue to use a range of small tools during classroom activities</li> </ul>	<p><b>We will be learning to:</b></p> <p>Spell words by identifying the sounds and then writing the sound with letter/s. Children will practise this by:</p> <ul style="list-style-type: none"> <li>Labelling the duckling life cycle</li> <li>Writing their observations of the ducklings</li> </ul>
<b>Mathematics</b>	
<p><b>We will be learning about:</b></p> <ul style="list-style-type: none"> <li>Counting larger sets</li> <li>Composition of numbers up to 10</li> <li>Comparison linked to ordinal numbers</li> </ul>	



**Curriculum Parent Overview: Reception**  
**Self Worth                      Engagement                      Purpose**  
**Summer 1**